

Special Report


Cruise Industry News

October 2024

Global Cruise Ship **Orderbook**



MARINE HOTEL ASSOCIATION

The logo features the letters 'MHA' in a bold, dark blue font. The 'M' and 'A' are solid, while the 'H' is formed by three horizontal wavy lines in a lighter blue color. The background is a teal gradient with faint, overlapping outlines of the numbers '38' and '39'.

40th

Anniversary Conference and Trade Show

March 27 thru 29, 2025








Naples Grande Beach Resort

mha.org

BY AND FOR THE INDUSTRY

Ocean Ships On Order:	66	Orderbook Value:	\$56.5 Billion	Oct. 2024
Average Size:	117,202 Tons	Total Berths:	171,234	
Average Capacity:	2,594 Passengers	Average Price/Berth:	\$329,765	
Average Cost:	\$855,560,606			

2024:

Cruise Line	Ship	Cost ¹	Tonnage	Capacity	Yard	Sailing	Delivery
☑  Princess	Sun Princess	\$1,000	175,000	4,300	Fincantieri	Eur/Carib	Q1
☑  Virgin ²	Brilliant Lady	\$795	110,000	2,770	Fincantieri	N. Am.	Q1
☑ Cunard Line	Queen Anne	\$600	113,000	3,000	Fincantieri	World	Q2
☑  TUI Cruises	Mein Schiff 7	\$625	110,000	2,900	Meyer Turku	Europe	Spring
☑  Silversea	Silver Ray	\$600	54,700	728	Meyer Werft	World	Q2
☑  Royal Caribbean	Utopia	\$1,300	231,000	5,714	Chantiers	Carib	Q2
☑  Ritz-Carlton	Ilma	\$350	37,000	456	Chantiers	World	Q3
☑ Explora Journeys	Explora II	\$600	64,000	922	Fincantieri	World	Q3
 Disney	Disney Treasure	\$900	140,000	2,500	Meyer Werft	Carib	Q4
Viking Ocean	Viking Vela	\$446	54,300	998	Fincantieri	World	Q4

2024 Summary

Total Ships:	10	Orderbook Value:	\$7.2 Billion
Average Size:	108,900 Tons	Total Berths:	24,288
Average Capacity:	2,429 Passengers	Average Price/Berth:	\$297,101
Average Cost:	\$721,600,000		

² Delivered but not in operation.

*The Most Influential and
Authoritative Cruise Event in Asia*

*Aiming at Creating the Second Golden Decade
of Chinese Cruise Industry*



17TH CHINA CRUISE SHIPPING CONFERENCE
Tianjin,China | October 17th-19th 2024

Contact:Jenny XU

Tel:86 10 84831539

Email:xujing@ccyia.com

<http://www.ccs-cruise.com>



2025:

Cruise Line	Ship	Cost ¹	Tonnage	Capacity	Yard	Sailing	Delivery
TUI Cruises	Mein Schiff Relax	\$850	161,000	4,000	Fincantieri	Europe	Q1
MSC Cruises	World America	\$1,200	205,700	5,400	Chantiers	Carib	Q1
Norwegian	Aqua	\$1,000	156,300	3,571	Fincantieri	Carib	Q1
Asuka/NYK	Asuka III	\$650	51,950	744	Meyer Werft	Asia	Spring
Royal Caribbean	Star/Seas	\$1,300	250,800	5,610	Meyer Turku	Carib	Q2
Oceania	Allura	\$660	67,000	1,200	Fincantieri	Eur/Carib	Q2
Viking Ocean	Viking Vesta	\$446	54,300	998	Fincantieri	World	Q2
Ritz-Carlton	Luminara	\$350	37,000	456	Chantiers	World	Q3
Princess	Star Princess	\$1,000	175,000	4,300	Fincantieri	Eur/Carib	Q3
SunStone ³	Douglas Mawson	\$65	8,000	186	CMIH	World	Q3
Four Seasons	Four Seasons I	\$425	20,000	180	Fincantieri	World	Q4
Celebrity	Xcel	\$1,000	140,600	3,260	Chantiers	Carib	Q4
Windstar	Star Seeker	\$130	10,000	224	West Sea	World	Q4
Disney	Adventure	\$1,800	208,000	6,000	MV Werften	Asia	Q4
Disney	Destiny	\$900	140,000	2,500	Meyer Werft	Carib	Q4

2025 Summary

Total Ships:	15	Orderbook Value:	\$11.8 Billion
Average Size:	112,377 Tons	Total Berths:	38,629
Average Capacity:	2,575 Passengers	Average Price/Berth:	\$304,849
Average Cost:	\$785,066,667		

³ On charter to Aurora Expeditions

SECONDHAND MARKET REPORT

- ✓ All Vessel Transactions
- ✓ Ship Sales, Info, Values
- ✓ Historical Data
- ✓ Ship Withdrawals



ALL
NEW



Download Now

2026:

Cruise Line	Ship	Cost ¹	Tonnage	Capacity	Yard	Sailing	Delivery
Emerald	Kaia	\$125	11,000	100	Halong	World	Q1
Norwegian	Luna	\$1,000	156,300	3,571	Fincantieri	Carib	Q1
Royal Caribbean	Unnamed	\$1,300	250,800	5,610	Meyer Turku	TBA	Spring
TUI Cruises	Unnamed	\$850	161,000	4,000	Fincantieri	TBA	Q2
Viking Ocean	Unnamed	\$501	54,300	998	Fincantieri	World	TBA
Explora Journeys	Explora III	\$600	64,000	922	Fincantieri	World	Summer
Four Seasons	Four Seasons II	\$425	20,000	180	Fincantieri	World	Q4
Antarctica21	Magellan Discoverer	\$65	590	100	ASENAV	Polar	Q4
Adora	Unnamed	\$850	141,000	5,300	CSSC	China	Q4
Mystic/Atlas	World Adventurer	\$120	10,000	200	West Sea	World	TBA
MSC Cruises	World Asia	\$1,200	205,700	5,400	Chantiers	Asia	TBA
Orient Express	Corinthian	\$300	30,000	108	Chantiers	TBA	TBA
Viking Ocean	Mira	\$501	54,300	998	Fincantieri	World	Q2
Project Sama	Unnamed	\$400	2,300	100	T. Mariotti	TBA	TBA
Regent	Seven Seas Prestige	\$885	77,000	850	Fincantieri	TBA	TBA

2026 Summary

Total Ships:	15	Orderbook Value:	\$9.1 Billion
Average Size:	82,553 Tons	Total Berths:	28,437
Average Capacity:	1,896 Passengers	Average Price/Berth:	\$320,779
Average Cost:	\$608,133,333		



KEY SHIP & FLEET DATA

SHIP LISTINGS

- Guests
- Crew
- Length
- Width
- Draft
- Scrubber
- Shorepower
- Tons of Info

OVER 550 SHIPS

Current Fleet + New Ship Orderbook



#	Cruise Line	Ship	Built	Tonnage	Passens	Crew	Cost	Shipyard	Length	Width
3	ADA Cruises	ADAcroma	2021	183,900	5,400	1,500	\$950,000,000	Meyer Werft	337	42
4	ADA Cruises	ADAnova	2018	183,900	5,000	1,500	\$950,000,000	Meyer Werft	337	42
5	ADA Cruises	ADAperta	2017	125,000	3,250	900	\$645,000,000	Mitsubishi Heavy Ind	300	37
6	ADA Cruises	ADAprima	2016	125,000	3,250	900	\$645,000,000	Mitsubishi Heavy Ind	299.65	37.65
7	ADA Cruises	ADAstella	2013	71,300	2,192	620	\$575,000,000	Meyer Werft	253.26	32.2
8	ADA Cruises	ADAmara	2012	71,000	2,174	620	\$575,000,000	Meyer Werft	253.22	32.2
9	ADA Cruises	ADAsol	2011	71,000	2,174	609	\$570,000,000	Meyer Werft	253.33	32.2
10	ADA Cruises	ADAbalu	2010	71,000	2,174	607	\$525,000,000	Meyer Werft	253.33	32.2
11	ADA Cruises	ADAluna	2009	68,500	2,030	607	\$400,000,000	Meyer Werft	252	32.2
12	ADA Cruises	ADAbella	2008	68,500	2,030	646	\$400,000,000	Meyer Werft	251.89	37.6
13	ADA Cruises	ADAdiva	2007	68,500	2,030	646	\$400,000,000	Meyer Werft	251.89	37.6
14	ADA Cruises	ADAdiva	2007	68,500	2,030	646	\$400,000,000	Meyer Werft	251.89	37.6
15	ADA Cruises	ADAdiva	2007	68,500	2,030	646	\$400,000,000	Meyer Werft	251.89	37.6
16	ADA Cruises	ADAdiva	2007	68,500	2,030	646	\$400,000,000	Meyer Werft	251.89	37.6
17	ADA Cruises	ADAdiva	2007	68,500	2,030	646	\$400,000,000	Meyer Werft	251.89	37.6
18	ADA Cruises	ADAdiva	2007	68,500	2,030	646	\$400,000,000	Meyer Werft	251.89	37.6
19	ADA Cruises	ADAdiva	2007	68,500	2,030	646	\$400,000,000	Meyer Werft	251.89	37.6
20	Carnival	Mardi Gras	2021	182,900	5,200	1,682	\$950,000,000	Meyer Turku	337	42
21	Carnival	Carnival Panorama	2019	135,000	4,000	1,450	\$780,000,000	Fincantieri	322	37
22	Carnival	Carnival Horizon	2018	135,000	4,000	1,450	\$780,000,000	Fincantieri	322	37
23	Carnival	Carnival Vista	2016	135,000	4,000	1,450	\$780,000,000	Fincantieri	322	37
24	Carnival	Carnival Breeze	2012	130,000	3,650	1,386	\$735,000,000	Fincantieri	306.02	37.2
25	Carnival	Carnival Magic	2011	130,000	3,650	1,380	\$735,000,000	Fincantieri	306	37.2
26	Carnival	Carnival Dream	2009	130,000	3,650	1,369	\$672,000,000	Fincantieri	306.02	37.2
27	Carnival	Carnival Splend	2008	113,300	3,000	1,150	\$500,000,000	Fincantieri	290	32.2
28	Carnival	Carnival Freedom	2007	110,000	2,974	1,150	\$450,000,000	Fincantieri	290.2	35.4
29	Carnival	Carnival Liberty	2005	110,000	2,974	1,160	\$450,000,000	Fincantieri	290.2	35.4
30	Carnival	Costa Magica (2)	2004	103,000	2,720	1,027	\$400,000,000	Fincantieri	271	34
31	Carnival	Carnival Valor	2004	110,000	2,974	1,180	\$500,000,000	Fincantieri	290.2	35.4
32	Carnival	Carnival Miracle	2004	88,500	2,100	930	\$375,000,000	Kvaerner Masa-Yard	294	32
33	Carnival	Carnival Glory	2003	110,000	2,974	1,150	\$500,000,000	Fincantieri	290.2	35.4
34	Carnival	Carnival Conque	2002	110,000	2,974	1,150	\$500,000,000	Fincantieri	290.5	35.4
35	Carnival	Carnival Legend	2002	88,500	2,100	930	\$375,000,000	Kvaerner Masa-Yard	294	32
36	Carnival	Carnival Pride	2001	88,500	2,100	930	\$375,000,000	Kvaerner Masa-Yard	294	32
37	Carnival	Carnival Spirit	2001	88,500	2,100	961	\$375,000,000	Kvaerner Masa-Yard	293.52	32.31
38	Carnival	Carnival Radiant	2000/2002	101,509	2,984	1,108	\$430,000,000	Fincantieri/Navantia	272.19	35.36
39	Carnival	Carnival Sunrise	1999/2001	101,509	2,984	1,108	\$400,000,000	Fincantieri/Navantia	272.3	35.5
40	Carnival	Carnival Elation	1998	70,367	2,040	920	\$315,000,000	Kvaerner Masa-Yard	261	31.5
41	Carnival	Carnival Spirit	2001	88,500	2,100	961	\$375,000,000	Kvaerner Masa-Yard	293.52	32.31
42	Carnival	Carnival Radiant	2000/2002	101,509	2,984	1,108	\$430,000,000	Fincantieri/Navantia	272.19	35.36
43	Carnival	Carnival Sunrise	1999/2001	101,509	2,984	1,108	\$400,000,000	Fincantieri/Navantia	272.3	35.5
44	Carnival	Carnival Elation	1998	70,367	2,040	920	\$315,000,000	Kvaerner Masa-Yard	261	31.5

Download Now 

2027:

Cruise Line	Ship	Cost ¹	Tonnage	Capacity	Yard	Sailing	Delivery
Explora Journeys	Explora IV	\$600	64,000	922	Fincantieri	World	Spring
Carnival	Unnamed	\$1,050	183,900	5,400	Meyer Werft	TBA	TBA
Viking Ocean	Unnamed	\$517	54,300	998	Fincantieri	World	TBA
Orient Express	Unnamed	\$300	30,000	108	Chantiers	TBA	TBA
Norwegian	Unnamed	\$1,300	169,000	3,650	Fincantieri	TBA	TBA
Mystic/Atlas	World Discoverer	\$120	10,000	200	West Sea	World	TBA
MSC Cruises	Unnamed	\$1,200	205,700	5,400	Chantiers	TBA	TBA
Explora Journeys	Explora V	\$600	70,000	922	Fincantieri	World	TBA
Ryobi Holdings	Unnamed	\$150	20,000	150	West Sea	World	TBA
Oceania	Unnamed	\$980	86,000	1,450	Fincantieri	TBA	TBA
Royal Caribbean	Unnamed	\$1,400	250,800	5,610	Meyer Turku	TBA	TBA
Disney	Unnamed	\$1,300	160,000	3,000	Meyer Werft	TBA	TBA

2027 Summary

Total Ships:	12	Orderbook Value:	\$9.5 Billion
Average Size:	108,642 Tons	Total Berths:	27,810
Average Capacity:	2,318 Passengers	Average Price/Berth:	\$342,215
Average Cost:	\$793,083,333		



2024 EXPEDITION MARKET REPORT

- ✓ Full Coverage
- ✓ All the Players

- ✓ Capacity Projections

DOWNLOAD NOW



2028:

Cruise Line	Ship	Cost ¹	Tonnage	Capacity	Yard	Sailing	Delivery
Crystal	Unnamed	\$720	61,800	690	Fincantieri	TBA	TBA
■ Carnival	Unnamed	\$1,050	183,900	5,400	Meyer Werft	TBA	TBA
■ Explora Journeys	Explora VI	\$600	70,000	922	Fincantieri	World	TBA
■ Royal Caribbean	Unnamed	\$1,450	231,000	5,714	Chantiers	TBA	TBA
■ Norwegian	Unnamed	\$1,300	169,000	3,650	Fincantieri	TBA	TBA
Viking Ocean	Unnamed	\$517	54,300	998	Fincantieri	World	TBA
■ ■ OLC/Disney	Unnamed	\$900	140,000	2,500	Meyer Werft	Asia	Q4

2028 Summary

Total Ships:	7	Orderbook Value:	\$6.5 Billion
Average Size:	130,000 Tons	Total Berths:	19,874
Average Capacity:	2,839 Passengers	Average Price/Berth:	\$328,922
Average Cost:	\$933,857,143		

2024 LUXURY MARKET REPORT



- ✓ Inside the Luxury Cruise Market
- ✓ 150+ Page PDF
- ✓ Capacity Outlook
- ✓ Full Market Analysis

DOWNLOAD NOW



2029:

Cruise Line	Ship	Cost ¹	Tonnage	Capacity	Yard	Sailing	Delivery
Carnival	Unnamed	\$1,550	230,000	6,200	Fincantieri	TBA	Summer
Disney	Unnamed	\$1,300	160,000	3,000	Meyer Werft	TBA	TBA
Viking Ocean	Unnamed	\$517	54,300	998	Fincantieri	World	TBA
Viking Ocean	Unnamed	\$517	54,300	998	Fincantieri	World	TBA
Oceania	Unnamed	\$980	86,000	1,450	Fincantieri	TBA	TBA
Regent	Unnamed	\$885	77,000	850	Fincantieri	TBA	TBA

2029 Summary

Total Ships:**6****Average Size:****110,267 Tons****Average Capacity:****2,249 Passengers****Average Cost:****\$958,166,667****Orderbook Value:****\$5.7 Billion****Total Berths:****13,496****Average Price/Berth:****\$425,978**

ANNUAL REPORT

New 2024 Edition

- ✓ Capacity Projections Through 2033
- ✓ Fully Updated Supply Projections
- ✓ All the Data You Need!



ORDER NOW

2030:

Cruise Line	Ship	Cost ¹	Tonnage	Capacity	Yard	Sailing	Delivery
Crystal	Unnamed	\$720	61,800	690	Fincantieri	TBA	TBA
Norwegian	Unnamed	\$1,500	225,000	5,100	Fincantieri	TBA	TBA
■ Disney	Unnamed	\$1,300	160,000	3,000	Meyer Werft	TBA	TBA

2030 Summary

Total Ships:

3

Average Size:

148,933 Tons

Average Capacity:

2,930 Passengers

Average Cost:

\$1,173,333,333

Orderbook Value:

\$3.5 Billion

Total Berths:

8,790

Average Price/Berth:

\$400,455

2024

DRYDOCK AND REFURB REPORT

- ✓ Refit Schedule
- ✓ In-Depth Market Analysis
- ✓ All the Trends



Download Now

2031:

Cruise Line	Ship	Cost ¹	Tonnage	Capacity	Yard	Sailing	Delivery
Carnival	Unnamed	\$1,550	230,000	6,200	Fincantieri	TBA	Summer
Disney	Unnamed	\$1,300	160,000	3,000	Meyer Werft	TBA	TBA

2031 Summary

Total Ships:	2	Orderbook Value:	\$2.9 Billion
Average Size:	195,000 Tons	Total Berths:	9,200
Average Capacity:	4,600 Passengers	Average Price/Berth:	\$309,783
Average Cost:	\$1,425,000,000		

ORDERBOOK DATA REPORT 1988-2028

- ✓ Comprehensive Supply Outlook
- ✓ Past, Present and Future Trends
- ✓ Vessel Specs



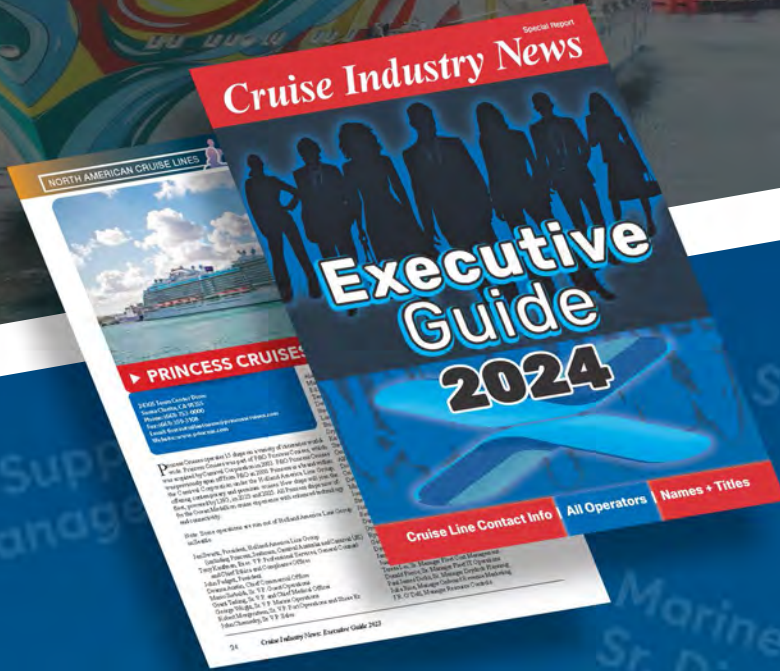
Download Now  

2032:

Cruise Line	Ship	Cost ¹	Tonnage	Capacity	Yard	Sailing	Delivery
Norwegian	Unnamed	\$1,500	225,000	5,100	Fincantieri	TBA	TBA

2032 Summary

Total Ships:	1	Orderbook Value:	\$1.5 Billion
Average Size:	225,000 Tons	Total Berths:	5,100
Average Capacity:	5,100 Passengers	Average Price/Berth:	\$294,118
Average Cost:	\$1,500,000,000		



2024 EXECUTIVE GUIDE

- ✓ All the Contacts
- ✓ All the Cruise Lines

 [Download Now](#)

Beverage Supply Chain Manager
 Director
 Hotel Operations Manager
 Director
 F&B Purchasing V.P.
 Marine Operations Sr. Director
 Director
 Beverage Supply Chain Manager
 Director
 F&B Purchasing V.P.

2033:

Cruise Line	Ship	Cost ¹	Tonnage	Capacity	Yard	Sailing	Delivery
■ Carnival	Unnamed	\$1,550	230,000	6,200	Fincantieri	TBA	Summer

2033 Summary

Total Ships:	1	Orderbook Value:	\$1.6 Billion
Average Size:	230,000 Tons	Total Berths:	6,200
Average Capacity:	6,200 Passengers	Average Price/Berth:	\$250,000
Average Cost:	\$1,550,000,000		



2034:

Cruise Line	Ship	Cost ¹	Tonnage	Capacity	Yard	Sailing	Delivery
Norwegian	Unnamed	\$1,500	225,000	5,100	Fincantieri	TBA	TBA

2034 Summary

Total Ships:	1	Orderbook Value:	\$1.5 Billion
Average Size:	225,000 Tons	Total Berths:	5,100
Average Capacity:	5,100 Passengers	Average Price/Berth:	\$294,118
Average Cost:	\$1,500,000,000		

DIGITAL REPORTS



Instant Download  

2036:

Cruise Line	Ship	Cost ¹	Tonnage	Capacity	Yard	Sailing	Delivery
Norwegian	Unnamed	\$1,500	225,000	5,100	Fincantieri	TBA	TBA

2036 Summary

Total Ships:	1	Orderbook Value:	\$1.5 Billion
Average Size:	225,000 Tons	Total Berths:	5,100
Average Capacity:	5,100 Passengers	Average Price/Berth:	\$294,118
Average Cost:	\$1,500,000,000		

Coastal Ships:

Cruise Line	Ship	Cost ¹	Tonnage	Capacity	Yard	Sailing	Delivery
<input checked="" type="checkbox"/> American	Liberty	\$55	4,100	109	Chesapeake	U.S.	2024
American	Legend	\$55	4,100	109	Chesapeake	U.S.	2024
American	Patriot	\$65	5,000	125	Chesapeake	U.S.	2025
American	Pioneer	\$65	5,000	125	Chesapeake	U.S.	2025
American	Encore	\$75	6,000	180	Chesapeake	U.S.	2026
American	Unnamed	\$65	5,000	125	Chesapeake	U.S.	2026
American	Unnamed	\$65	5,000	125	Chesapeake	U.S.	2026

Coastal Ships Summary

Total Ships:	7	Orderbook Value:	\$0.4 Billion
Average Size:	4,886 Tons	Total Berths:	898
Average Capacity:	128 Passengers	Average Price/Berth:	\$495,546
Average Cost:	\$63,571,429		

Orderbook by Corporation











Norwegian Cruise Line Holdings

Cruise Line	Ship	Cost ¹	Tonnage	Capacity	Yard	Sailing	Delivery
Norwegian	Aqua	\$1,000	156,300	3,571	Fincantieri	Carib	2025
Oceania	Allura	\$660	67,000	1,200	Fincantieri	Eur/Carib	2025
Norwegian	Luna	\$1,000	156,300	3,571	Fincantieri	Carib	2026
Regent	Seven Seas Prestige	\$885	77,000	850	Fincantieri	TBA	2026
Norwegian	Unnamed	\$1,300	169,000	3,650	Fincantieri	TBA	2027
Oceania	Unnamed	\$980	86,000	1,450	Fincantieri	TBA	2027
Norwegian	Unnamed	\$1,300	169,000	3,650	Fincantieri	TBA	2028
Oceania	Unnamed	\$980	86,000	1,450	Fincantieri	TBA	2029
Regent	Unnamed	\$885	77,000	850	Fincantieri	TBA	2029
Norwegian	Unnamed	\$1,500	225,000	5,100	Fincantieri	TBA	2030
Norwegian	Unnamed	\$1,500	225,000	5,100	Fincantieri	TBA	2032
Norwegian	Unnamed	\$1,500	225,000	5,100	Fincantieri	TBA	2034
Norwegian	Unnamed	\$1,500	225,000	5,100	Fincantieri	TBA	2036

Norwegian Cruise Line Holdings Summary

Total Ships:	13	Orderbook Value:	\$15.0 Billion
Average Size:	149,508 Tons	Total Berths:	40,642
Average Capacity:	3,126 Passengers	Average Price/Berth:	\$368,830
Average Cost:	\$1,153,076,923		

Royal Caribbean Group

Cruise Line	Ship	Cost ¹	Tonnage	Capacity	Yard	Sailing	Delivery
☑  TUI Cruises	Mein Schiff 7	\$625	110,000	2,900	Meyer Turku	Europe	2024
☑  Silversea	Silver Ray	\$600	54,700	728	Meyer Werft	World	2024
☑  Royal Caribbean	Utopia	\$1,300	231,000	5,714	Chantiers	Carib	2024
 TUI Cruises	Mein Schiff Relax	\$850	161,000	4,000	Fincantieri	Europe	2025
 Royal Caribbean	Star/Seas	\$1,300	250,800	5,610	Meyer Turku	Carib	2025
 Celebrity	Xcel	\$1,000	140,600	3,260	Chantiers	Carib	2025
 Royal Caribbean	Unnamed	\$1,300	250,800	5,610	Meyer Turku	TBA	2026
 TUI Cruises	Unnamed	\$850	161,000	4,000	Fincantieri	TBA	2026
 Royal Caribbean	Unnamed	\$1,400	250,800	5,610	Meyer Turku	TBA	2027
 Royal Caribbean	Unnamed	\$1,450	231,000	5,714	Chantiers	TBA	2028

Royal Caribbean Group Summary

Total Ships:	10	Orderbook Value:	\$10.7 Billion
Average Size:	184,170 Tons	Total Berths:	43,146
Average Capacity:	4,315 Passengers	Average Price/Berth:	\$247,416
Average Cost:	\$1,067,500,000		

Carnival Corporation

Cruise Line	Ship	Cost ¹	Tonnage	Capacity	Yard	Sailing	Delivery
☑ Princess	Sun Princess	\$1,000	175,000	4,300	Fincantieri	Eur/Carib	2024
☑ Cunard Line	Queen Anne	\$600	113,000	3,000	Fincantieri	World	2024
Princess	Star Princess	\$1,000	175,000	4,300	Fincantieri	Eur/Carib	2025
Carnival	Unnamed	\$1,050	183,900	5,400	Meyer Werft	TBA	2027
Carnival	Unnamed	\$1,050	183,900	5,400	Meyer Werft	TBA	2028
Carnival	Unnamed	\$1,550	230,000	6,200	Fincantieri	TBA	2029
Carnival	Unnamed	\$1,550	230,000	6,200	Fincantieri	TBA	2031
Carnival	Unnamed	\$1,550	230,000	6,200	Fincantieri	TBA	2033

Carnival Corporation Summary

Total Ships:	8	Orderbook Value:	\$9.4 Billion
Average Size:	190,100 Tons	Total Berths:	41,000
Average Capacity:	5,125 Passengers	Average Price/Berth:	\$228,049
Average Cost:	\$1,168,750,000		

MSC Cruises

Cruise Line	Ship	Cost ¹	Tonnage	Capacity	Yard	Sailing	Delivery
☑ Explora Journeys	Explora II	\$600	64,000	922	Fincantieri	World	2024
■ MSC Cruises	World America	\$1,200	205,700	5,400	Chantiers	Carib	2025
■ Explora Journeys	Explora III	\$600	64,000	922	Fincantieri	World	2026
■ ■ MSC Cruises	World Asia	\$1,200	205,700	5,400	Chantiers	Asia	2026
■ Explora Journeys	Explora IV	\$600	64,000	922	Fincantieri	World	2027
■ MSC Cruises	Unnamed	\$1,200	205,700	5,400	Chantiers	TBA	2027
■ Explora Journeys	Explora V	\$600	70,000	922	Fincantieri	World	2027
■ Explora Journeys	Explora VI	\$600	70,000	922	Fincantieri	World	2028

MSC Cruises Summary

Total Ships:	8	Orderbook Value:	\$6.6 Billion
Average Size:	118,638 Tons	Total Berths:	20,810
Average Capacity:	2,601 Passengers	Average Price/Berth:	\$317,155
Average Cost:	\$825,000,000		

(1) In Millions (USD) | Costs May Be Estimated

■ : Expedition Vessel

■ : Alternative Fuels

■ : China-Asia Dedicated

☑ : Delivered

TBA: To Be Announced

Last Updated: Monday, September 30, 2024